



Flat
Knit
THERAPY



VENOSAN®
Compression Stockings

VENOSAN® flat knit

Measuring Instructions - Upper Extremity

NOTE:

- All measurements in cm
- **c** = circumference, **l** = length
- The patient should be seated when measurements are taken

Arm Measurements

Measure the arm with palm facing upwards.
Mark the various measuring points on the
inside of the arm.

Circumferences

Circumference measurements are taken with a slight bend in the elbow (approx. 150 degrees).

- cC** Narrowest part of the wrist. Measure loosely.
- cD** Mid forearm. The widest part of the arm between points C and E.
- cE** Elbow. Circumference around elbow. Slight bend of approx. 150 degrees.
- cF** Middle of the upper arm. Approximately half way between E and G.
- cG** Upper arm in the axillary fold. This is the top of the garment beneath the axilla. To determine correct location it may be helpful to wrap a magazine or thick piece of paper around the arm, under the axilla. The top of the magazine or paper will be point G.

Lengths

Length measurements should be taken on the inside of an outstretched arm.

- ID** Length from C to D
- IE** Length from C to E
- IF** Length from C to F
- IG** Length from C to G

Options

- Silicone band:** Helps keep garment in place
- Oblique G:** Garment is finished on an angle.

Hand Measurements

Fingers should be spread when measuring the hand.
Mark points A, B and C on the palm side of the hand
in the middle.

Circumferences

- cA** Around MCP heads. The widest part.
- cB** Base of the thumb/thumb web space. Runs parallel to point A.
- cC** Narrowest part of the wrist. Measure loosely.
- cC¹** Record circumference of where gauntlet will finish. Most commonly 6-8cm from C.
- cZ** Circumference at the distal point on the thumb where the thumb covering will end. It is recommended to avoid locating point Z on the IP joint.
- cX** Circumference at the base of the thumb. Take an oblique measurement over the base of the thumb joint.

NOTE: C-C¹ is manufactured with no additional compression

Lengths

- IA-B** Length from A to B ensuring hand is outstretched
- IA-C** Length from A to C ensuring hand is outstretched
- IA-C¹** Length from A to C¹, where the gauntlet will finish. Commonly an additional 6-8cm to IA-C length
- IZ-X** Length from Z to X

Please send the completed Order Form
to Medical Accessories via:
Email: sales@medicalaccessories.com.au
Fax: (07) 3870 5944
Phone: 1300 527 127



Flat
Knit
THERAPY

Send completed form to Medical Accessories of Australia:
Email: sales@medicalaccessories.com.au
Fax: (07) 3870 5944
Phone: 1300 527 127



VENOSAN® SOFT
VENOSAN® PRO

Upper Extremity Order Form

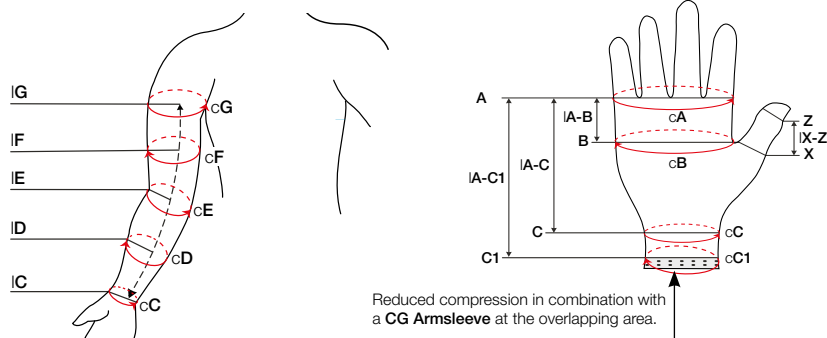
Date:

Therapist name: _____ Therapist phone: _____ Therapist email: _____

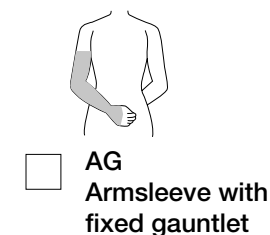
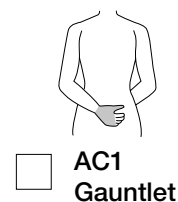
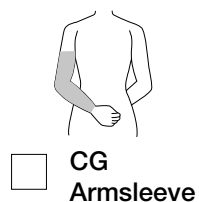
Patient name: _____ Patient phone: _____ Patient schema no: _____

Delivery details:

Office use only:



Garment types:



Measurements

Arm	Left circumference (cm)	Length (cm)	Right circumference (cm)
	cG	IG	cG
	cF	IF	cF
	cE	IE	cE
	cD	ID	cD
	cC		cC
Hand	cA		cA
	cB	IA-B	cB
	cC	IA-C	cC
	cC1	IA-C1	cC1
	cZ		cZ
	cX	IZ-X	cX

Product	Ccl.	Garment type	Qty. (pcs.)	Gauntlet		Qty. (pcs.)			Silicone band		Oblique G	Colour	
				apart	fixed		left	right	3 cm	5 cm		beige	black
VENOSAN Soft	1												
VENOSAN Soft	2												
VENOSAN Pro	2												
VENOSAN Soft	3												
VENOSAN Pro	3												

Comments: